

# Split Funding

Split funding is useful when you want a cost center's charges to be shared between two or more funding strings.

Ex: I want 75% of the charges to go to 101 funding and 25% to go to 120 funding.

Charges can be split in any manner as long as the total adds up to 100%.

Ex: 25%, 25%, 30%, 20%

The **rule number must be the same** for each funding string.

Ex: Rule 1 – 717109-101-1-2420 25%  
Rule 1 – 717109-120-1-2420 75%

# Split Funding

Update CostCenter

Advt. Descr: \_\_\_\_\_

NOTE: This Cost Center needs funding.

[Show/Hide Additional Cost Center Elements](#)   [Show/Hide Cost Center Change History](#)   [Discontinue Cost Center](#)

+	Rule No.	Status	Requisition	Funding String	\$ Limit	%	Begin	Expire	Total Billed	Invalid Split?	Rule Comment
↩	<new rule> ▾					0				No	

Org/Dept.Id   Fund   Program   Project   Acct. Code   Bldg. #   Activity Id   Unit Name

Funding String \* 717109   \* 101   \* 1   \_\_\_\_\_   \* 2420   \_\_\_\_\_   \_\_\_\_\_   UWMSN ▾

Duration:   Start Date: 11/28/2011   Percent Amt.: \* 25   \$ Limit: \_\_\_\_\_   ITDPmts: \_\_\_\_\_

End Date: \_\_\_\_\_   Rule Comment: \_\_\_\_\_

\* Required Information

**Add Rule**   **Close/Cancel**

Add funding to you cost center and enter a **Percentage Amt.**  
Click **Add Rule**.

# Split Funding


Update CostCenter

NOTE: This Cost Center needs funding.

[Show/Hide Additional Cost Center Elements](#)

[Show/Hide Cost Center Change History](#)

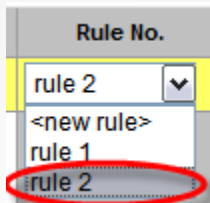
[Discontinue Cost Center](#)

	Rule No.	Status	Requisition	Funding String	\$ Limit	%	Begin	Expire	Total Billed	Invalid Split?	Rule Comment
	1	CLOSED		717109-101-1---2420---UWMSN			11/28/2011		\$0.00		
 Close Rule	2	OPEN		717109-101-1---2420---UWMSN		25	11/28/2011		\$0.00	Yes	

Now you will have a new rule that has an invalid split.

Click on the  to create the next portion of the funding rule.

**Note:** You must change the rule to the same number as the previously created rule. Do not keep as <New Rule>.



For this example I am selecting **rule 2** again.

# Split Funding

Update CostCenter

Add't. Descr:

NOTE: This Cost Center needs funding.

[Show/Hide Additional Cost Center Elements](#)

[Show/Hide Cost Center Change History](#)

[Discontinue Cost Center](#)

	Rule No.	Status	Requisition	Funding String	\$ Limit	%	Begin	Expire	Total Billed	Invalid Split?	Rule Comment
	rule 2					0				No	

Org/Dept.Id	Fund	Program	Project	Acct. Code	Bldg. #	Activity Id	Unit Name
* 717109	* 120	* 1		* 2420			UWMSN
Duration:	Start Date:	11/28/2011	Percent Amt.:	* 75	\$ Limit:		ITDPmts:
	End Date:		Rule Comment:				

\* Required Information

**Add Rule** **Close/Cancel**

After selecting the proper rule, add the next funding string and correct **Percentage Amt.**  
Click **Add Rule**.

# Split Funding





Update CostCenter

NOTE: This Cost Center needs funding.

[Show/Hide Additional Cost Center Elements](#)

[Show/Hide Cost Center Change History](#)

[Discontinue Cost Center](#)

	Rule No.	Status	Requisition	Funding String	\$ Limit	%	Begin	Expire	Total Billed	Invalid Split?	Rule Comment
	1	CLOSED		717109-101-1---2420---UWMSN			11/28/2011		\$0.00	No	
 Close Rule	2	OPEN		717109-101-1---2420---UWMSN		25	11/28/2011		\$0.00	No	
 Close Rule	2	OPEN		717109-120-1---2420---UWMSN		75	11/28/2011		\$0.00	No	

Now you should have a completed rule.